

REAL ESTATE TRANSFER - GROUNDWATER HAZARD STATEMENT
TO BE COMPLETED BY TRANSFEROR

TRANSFEROR:

Name Jacob K. Johnston & Angelia L. Johnston

Address 1187 Earlham Road, Earlham, Iowa 50072

Number and Street or RR

City, Town or P.O.

State

Zip

TRANSFeree:

Name John L. Wilcox & Janet M. Wilcox

Address 4012 - 146th St., Urbandale, Iowa 50323

Number and Street or RR

City, Town or P.O.

State

Zip

Address of Property Transferred:

1534 - 120th St., Earlham, Iowa 50072

Number and Street or RR

City, Town or P.O.

State

Zip

Legal Description of Property: (Attach if necessary) Parcel "D" in NE1/4 NW1/4, Section 13, T77N, R29W, 5th P.M., Madison County, Iowa.

1. Wells (check one)

There are no known wells situated on this property.

There is a well or wells situated on this property. The type(s), location(s) and legal status are stated below or set forth on an attached separate sheet, as necessary.

2. Solid Waste Disposal (check one)

There is no known solid waste disposal site on this property.

There is a solid waste disposal site on this property and information related thereto is provided in Attachment #1, attached to this document.

3. Hazardous Wastes (check one)

There is no known hazardous waste on this property.

There is hazardous waste on this property and information related thereto is provided in Attachment #1, attached to this document.

4. Underground Storage Tanks (check one)

There are no known underground storage tanks on this property. (Note exclusions such as small farm and residential motor fuel tanks, most heating oil tanks, cisterns and septic tanks, in instructions.)

There is an underground storage tank on this property. The type(s), size(s) and any known substance(s) contained are listed below or on an attached separate sheet, as necessary.



Time of Transfer Inspection Report (DNR Form 542-0191)

Property information

Current owner Jacob Johnston
Buyer _____ Realtor _____
Mailing address _____

Site Address/County 1534 120th St Earlham IA
Legal Description Same as address PAR D 2A NENW Sec. 13-77-29 penn Tap

No. of bedrooms 2 Last occupied? Still there Records available yes
Permit/installation date 020-05 3/17/05 Separation distances ok ho? ok

Septic system information

Septic tank(s): size 1000 gal ^{2 compartment} material plastic condition looks ok
Tank pumped? yes date 8-3 2018 licensed pumper yes
Septic/trash/processing tank: size _____ material _____ condition _____
Tank pumped? _____ date _____ licensed pumper _____

Aerobic treatment unit (ATU) mfgr _____ size _____
Tank pumped? _____ date _____ licensed pumper _____
Maintenance contract? _____ expiration date _____ service provider _____
Condition _____

Pump tanks/vaults: type _____ size _____ condition _____

Distribution system: distribution box plastic + cement outlets used 3 condition looks ok at this time
Header pipe(s) 3 # of lines 3 Pressure dosed? no

Secondary treatment:
length of absorption fields 3 at 100ft determined by probing & Map
condition of fields looks ok determined by probing & Map
type of trench material Chamberlain EQ 36

Size of sand filter _____ determined by _____
Vent pipes above grade? _____ discharge pipe located? _____
Effluent sample taken? _____ Results _____

Media filters: type _____
Maintenance contract? _____ expiration date _____ service provider _____
Condition _____

NPDES General Permit No. 4: required? no permitted? _____ NOI provided _____



Time of Transfer Inspection Report

Other components:

Alarms Working? disinfection working?

Control box Timers inspection ports Risers to top of ground

Other components has filter in tank tank is plastic compartment

Overall condition of the private sewage disposal system

Report system status Every thing look OK at this time + Date

Explain (attach additional pages as needed): _____

Comments: _____

Site status at conclusion of Time of Transfer inspection:

- Verify that controls are set on the appropriate mode.
- Power is on to all components.
- Revisit all components to verify lids are secure.
- Gather all tools for removal from the site.
- Verify that no sewage is on the ground surface.

Using this worksheet, write a narrative report of the inspection results and attach a site sketch.


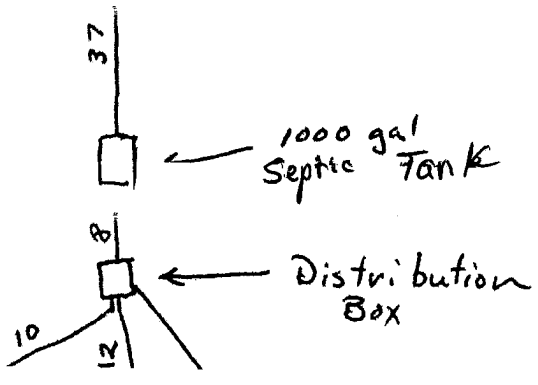
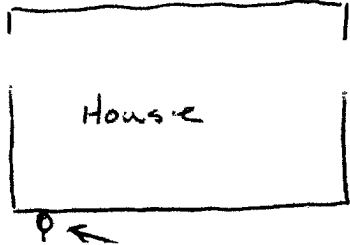
This report indicates the condition of the private sewage disposal system at the time of the inspection. It does not guarantee that it will continue to function satisfactorily.

Signature of Certified inspector: Allen Akers Date: 8-8-2018
 Name (print): Allen Akers Certificate #: 203
 Address: 2204 175th ct Winterset IA 50273
 Phone # 515-462-1015
515-468-0091

Provide a copy of this report, the narrative report and sketch to the seller/agent, buyer/agent, the county sanitarian/environmental health office, county Recorder in the county the inspection was conducted and to;

Iowa DNR Onsite Wastewater Program
502 E. 9th St.
Des Moines, IA 50319

Permit # 020-05 Kalkhoff Inspection 3/18/05



EQ36